

## Geographic Info > Geographic Info Summary

### Geographic Info Summary



During the Month of March, 2007:

- A total of 6,679 distinct visits were made to the site.
- 55,80% of all visits were from a known geographic location. 34,36% were from North America, 21,20% from Europe, 0,21% from Asia, 0,00% from Oceania, 0,00% from South America and 0,03% from Africa.

### Six Month Historical Comparison

Top Continents	Oct, 2006	Nov, 2006	Dec, 2006	Jan, 2007	Feb, 2007	Mar 2007
1.  North America	1,300	1,283	1,612	1,732	1,929	2,295
2.  Europe	702	751	710	962	910	1,416
3.  Asia	10	7	18	21	19	14
4.  Africa	1	7	3	3	0	2

### Six Month Historical Comparison

Top North American Countries	Oct, 2006	Nov, 2006	Dec, 2006	Jan, 2007	Feb, 2007	Mar 2007
1.  USA	1,261	1,248	1,573	1,728	1,929	2,294
2.  Canada	39	35	39	4	0	1

Continued on Page 2 ...

... continued from Page 1

## Six Month Historical Comparison



Top South American Countries	Oct, 2006	Nov, 2006	Dec, 2006	Jan, 2007	Feb, 2007	Mar 2007
------------------------------	-----------	-----------	-----------	-----------	-----------	----------

No South American Countries Data.

## Six Month Historical Comparison

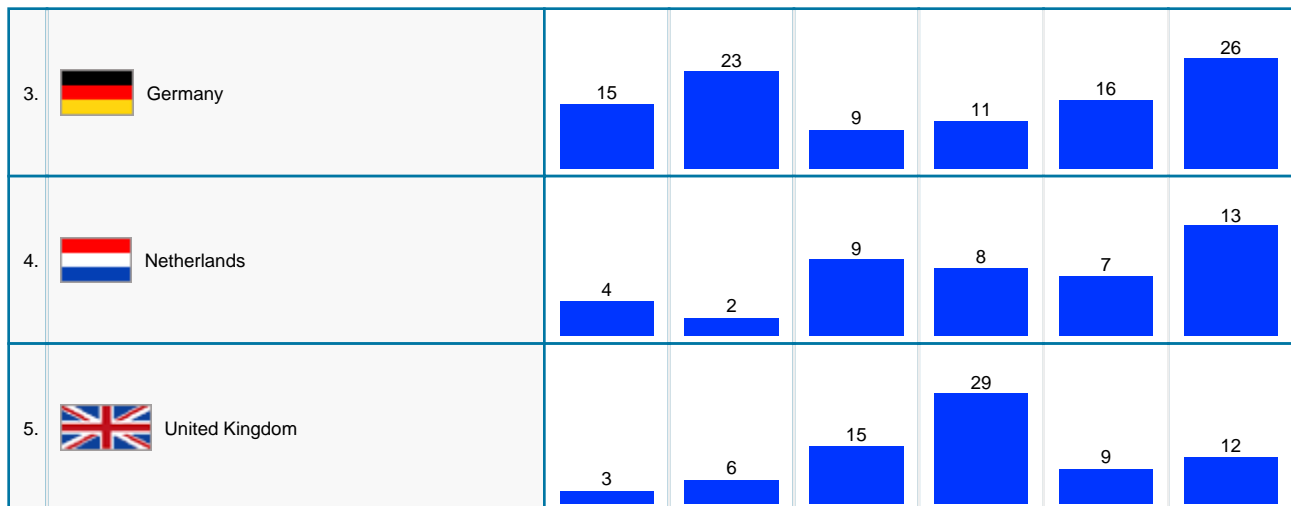
Top Asian Countries	Oct, 2006	Nov, 2006	Dec, 2006	Jan, 2007	Feb, 2007	Mar 2007
1.  China	7	4	6	14	10	12
2.  Japan	1	1	2	1	7	1
3.  Russia	0	0	0	0	0	1
4.  South Korea	0	0	2	1	1	1

## Six Month Historical Comparison

Top European Countries	Oct, 2006	Nov, 2006	Dec, 2006	Jan, 2007	Feb, 2007	Mar 2007
1.  Italy	619	646	550	732	745	1,018
2.  Sweden	30	49	103	130	95	311

Continued on Page 3 ...

... continued from Page 2





## Six Month Historical Comparison

Top Oceanic Countries	Oct, 2006	Nov, 2006	Dec, 2006	Jan, 2007	Feb, 2007	Mar 2007
-----------------------	-----------	-----------	-----------	-----------	-----------	----------

No Oceanic Countries Data.

## Six Month Historical Comparison

Top African Countries	Oct, 2006	Nov, 2006	Dec, 2006	Jan, 2007	Feb, 2007	Mar 2007
1.  Kenya	0	7	0	2	0	1
2.  Nigeria	0	0	0	0	0	1