

Geographic Info > Geographic Info Summary

Geographic Info Summary


During the Month of November, 2007:

- A total of 4,312 distinct visits were made to the site.
- 36,67% of all visits were from a known geographic location. 14,80% were from North America, 20,20% from Europe, 1,58% from Asia, 0,09% from Oceania, 0,00% from South America and 0,00% from Africa.

Six Month Historical Comparison

Top Continents	Jun, 2007	Jul, 2007	Aug, 2007	Sep, 2007	Oct, 2007	Nov 2007
1.  Europe	0	1,247	1,193	1,538	1,175	871
2.  North America	0	1,610	2,266	1,389	734	638
3.  Asia	0	17	26	20	13	68
4.  Oceania	0	1	2	1	0	4

Six Month Historical Comparison

Top North American Countries	Jun, 2007	Jul, 2007	Aug, 2007	Sep, 2007	Oct, 2007	Nov 2007
1.  USA	0	1,609	2,265	1,389	734	638

Six Month Historical Comparison

Top South American Countries	Jun, 2007	Jul, 2007	Aug, 2007	Sep, 2007	Oct, 2007	Nov 2007
------------------------------	-----------	-----------	-----------	-----------	-----------	----------




Continued on Page 2 ...

... continued from Page 1

No South American Countries Data.**Six Month Historical Comparison**

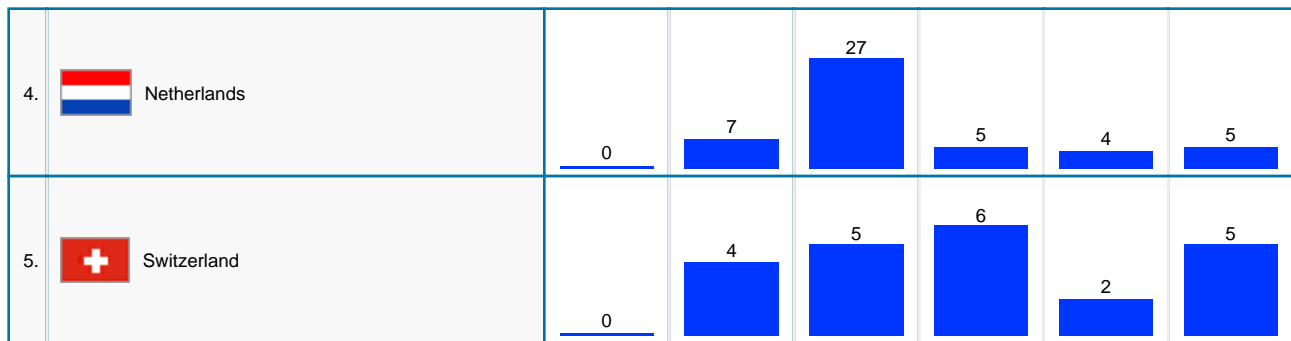
Top Asian Countries		Jun, 2007	Jul, 2007	Aug, 2007	Sep, 2007	Oct, 2007	Nov 2007
1.	 Thailand	0	0	1	0	0	49
2.	 China	0	14	22	13	11	11
3.	 Singapore	0	0	0	0	0	3
4.	 Japan	0	1	0	0	0	2
5.	 Laos	0	0	0	0	0	1

Six Month Historical Comparison

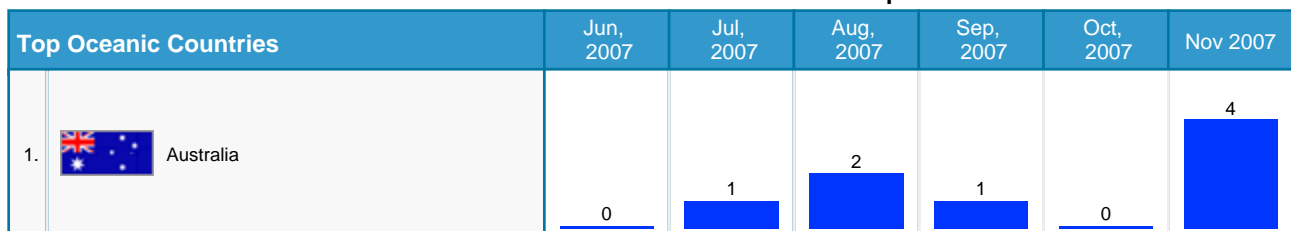
Top European Countries		Jun, 2007	Jul, 2007	Aug, 2007	Sep, 2007	Oct, 2007	Nov 2007
1.	 Italy	0	727	838	794	745	627
2.	 Sweden	0	446	246	671	370	196
3.	 Germany	0	41	46	30	22	16

Continued on Page 3 ...

... continued from Page 2



Six Month Historical Comparison



Six Month Historical Comparison

